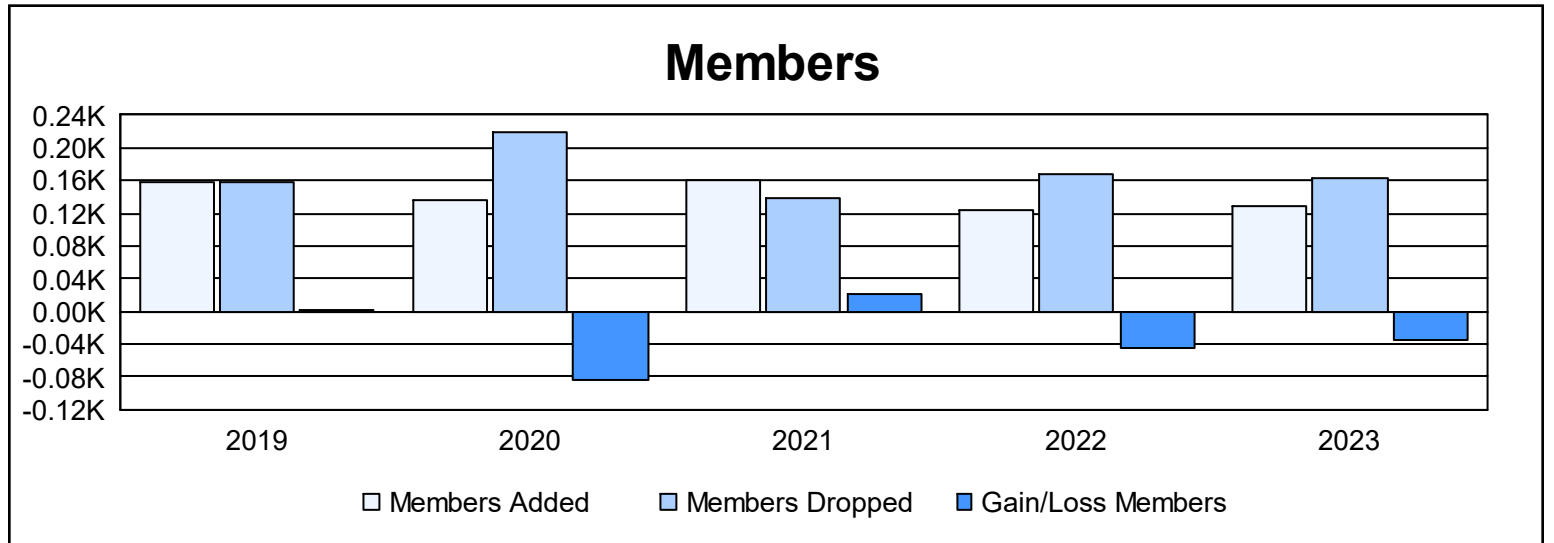
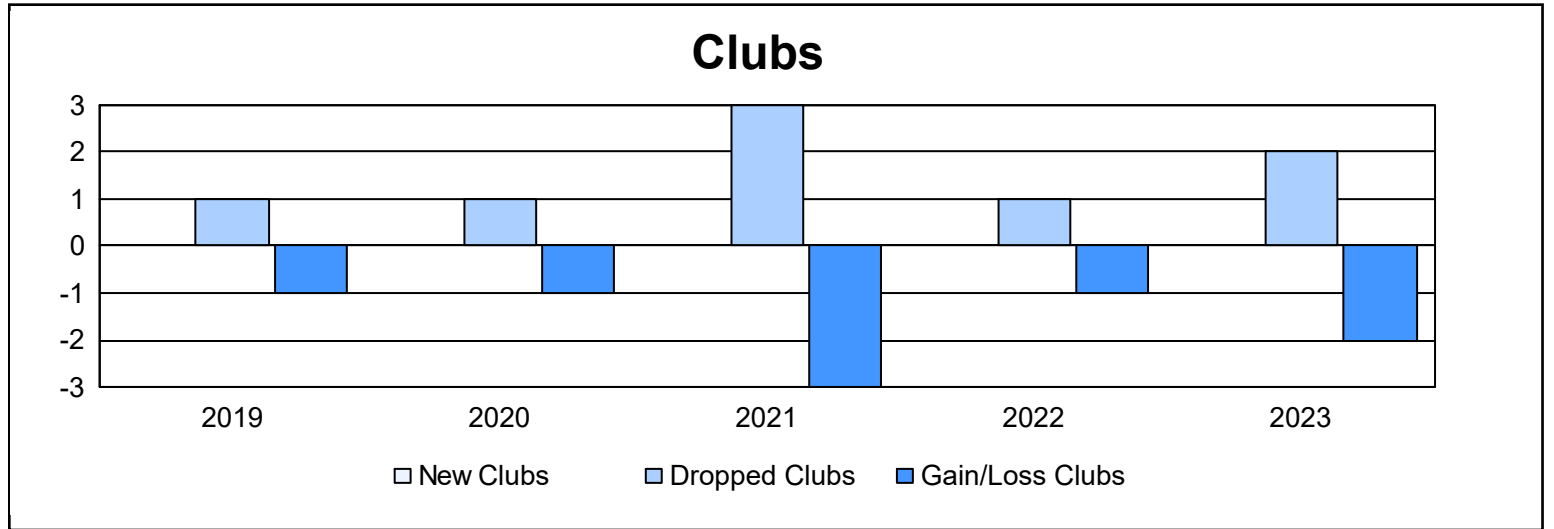
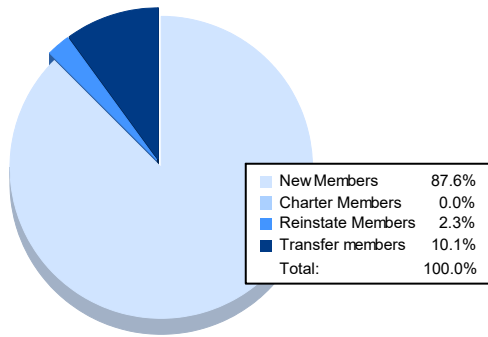


Year	New Clubs	Dropped Clubs	Gain/ Loss Clubs	New Members	Charter Members	Reinstate Members	Transfer Members	Total Member Added	Total Members Dropped	Gain/ Loss Members
2018-2019	0	1	-1	133	1	4	21	159	157	2
2019-2020	0	1	-1	99	4	5	29	137	220	-83
2020-2021	0	3	-3	132	3	9	16	160	139	21
2021-2022	0	1	-1	105	1	7	10	123	168	-45
2022-2023	0	2	-2	113	0	3	13	129	164	-35
<b>Average</b>	<b>0</b>	<b>2</b>	<b>-2</b>	<b>116</b>	<b>2</b>	<b>6</b>	<b>18</b>	<b>142</b>	<b>170</b>	<b>-28</b>



### Membership Composition June 2023 Cumulative



### Gender Composition June 2023 Cumulative

